



*Where can I learn how to
place dental implants?
Perspectives from Scandinavia
and Canada.*

Asbjørn Jokstad
Professor and Head, Prosthodontics
Faculty of Dentistry, University of Toronto

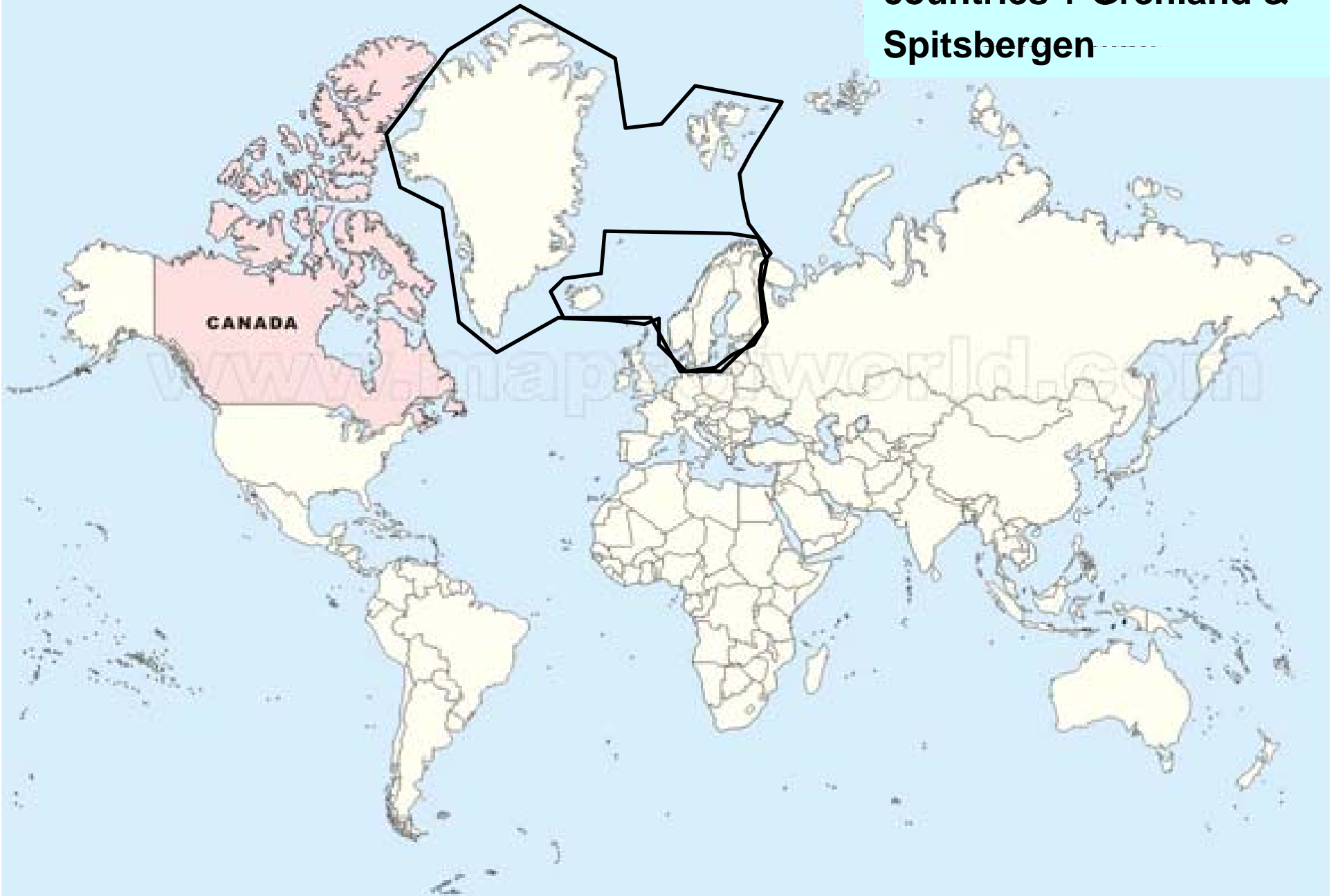
Location of Canada



Location of 5 Nordic countries



Location of 5 Nordic countries + Grenland & Spitsbergen





Demographics*

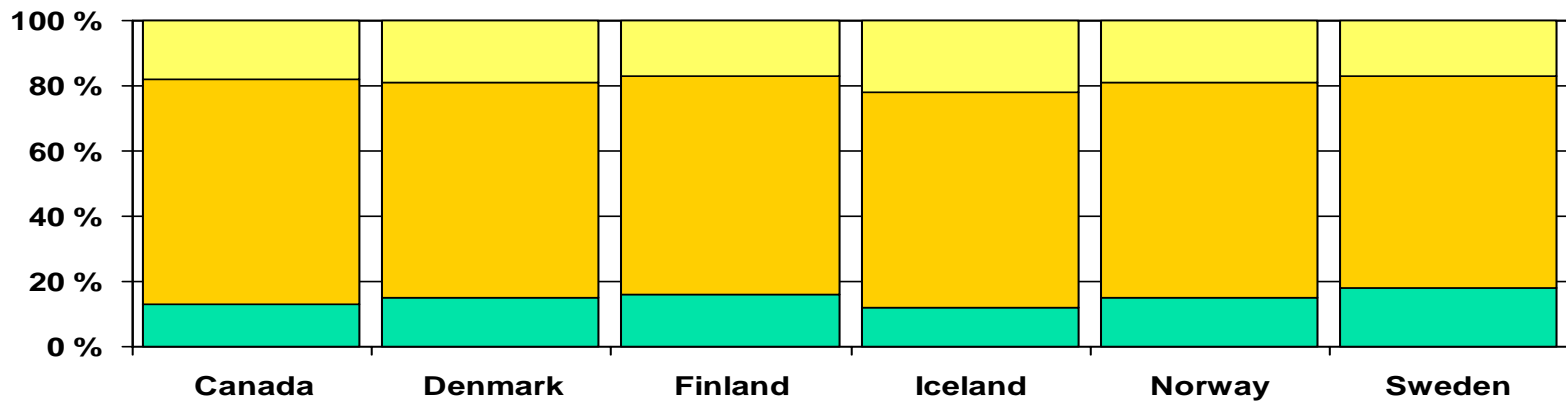
	Canada	Denmark	Finland	Iceland	Norway	Sweden
Population (x1.000.000)	33.1 (38)	5.5 (111)	5.2 (113)	0.3 (177)	4.6 (118)	9.0 (87)
		23.6				
Area (1000 km²)	9984 (2)	43 (135) +2166 (14)	338 (65)	103 (108)	323 (68) +61 (125)	450 (56)
		1267 + 2227				

* Source: The CIA Factbook. <https://www.cia.gov/cia/publications/factbook/>



Demographics

	Canada	Denmark	Finland	Iceland	Norway	Sweden
Population (x1.000.000)	33.1 (38)	5.5 (111)	5.2 (113)	0.3 (177)	4.6 (118)	9.0 (87)
		23.6				
Area (1000 km ²)	9984 (2)	43 (135)	338 (65)	103 (108)	323 (68)	450 (56)
		+2166 (14)			+61 (125)	
		1267 + 2227				
0-14 yrs.	18	19	17	22	19	17
15-64 yrs.	69	66	67	66	66	66
>65 yrs.	13	15	16	12	15	18
Median age	39	40	41	34	38	41





Demographics*

	Canada	Denmark	Finland	Iceland	Norway	Sweden
Population (x1.000.000)	33.1	5.5	5.2	0.3	4.6	9.0
Area(x1000 km ²)	9984	43 +2166	338	103	323+61	450
>65 yrs.	13	15	16	12	15	18
Median age	39	40	41	34	38	41
Age expectancy	80.2 (12)	77.8 (48)	78.5 (38)	80.3 (11)	79.5 (20)	80.5 (7)
Growth Rate (%)	.88	.33	.14	.87	.38	.16

* Source: The CIA Factbook. <https://www.cia.gov/cia/publications/factbook/>



Demographics*

	Canada	Denmark	Finland	Iceland	Norway	Sweden
Population (x1.000.000)	33.1	5.5	5.2	0.3	4.6	9.0
Area (1000 km ²)	9984	43 +2166	338	103	323+61	450
>65 yrs. Median age	13 39	15 40	16 41	12 34	15 38	18 41
Age expectancy	80	78	79	80	80	81
Growth Rate (%)	.88	.33	.14	.87	.38	.16
GDP / capita (x1000)	\$35 (17)	\$37 (14)	\$33 (23)	\$38 (13)	\$48 (6)	\$32 (26)

* Source: The CIA Factbook. <https://www.cia.gov/cia/publications/factbook/>



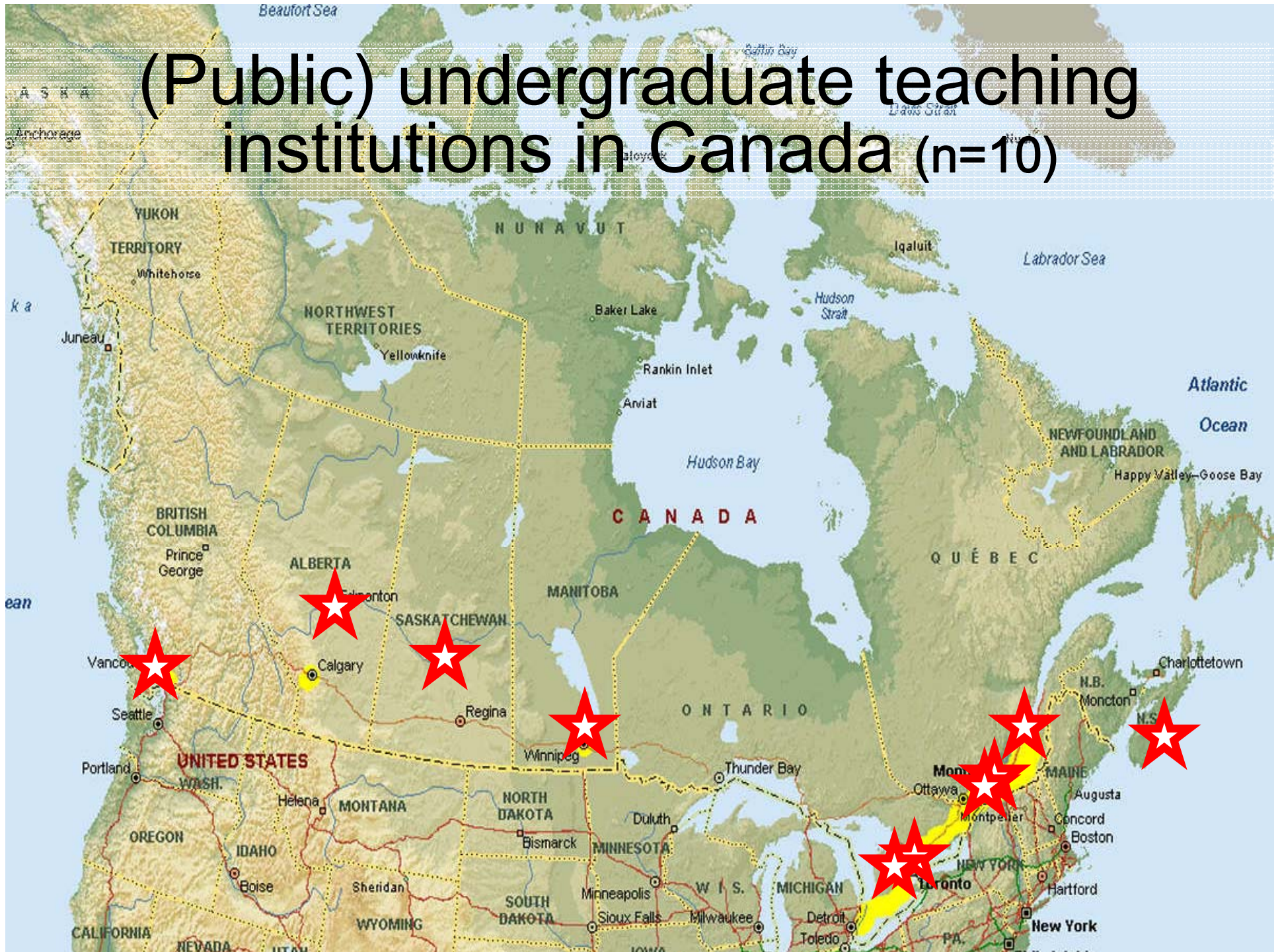
Undergraduate teaching situation



April, 2007

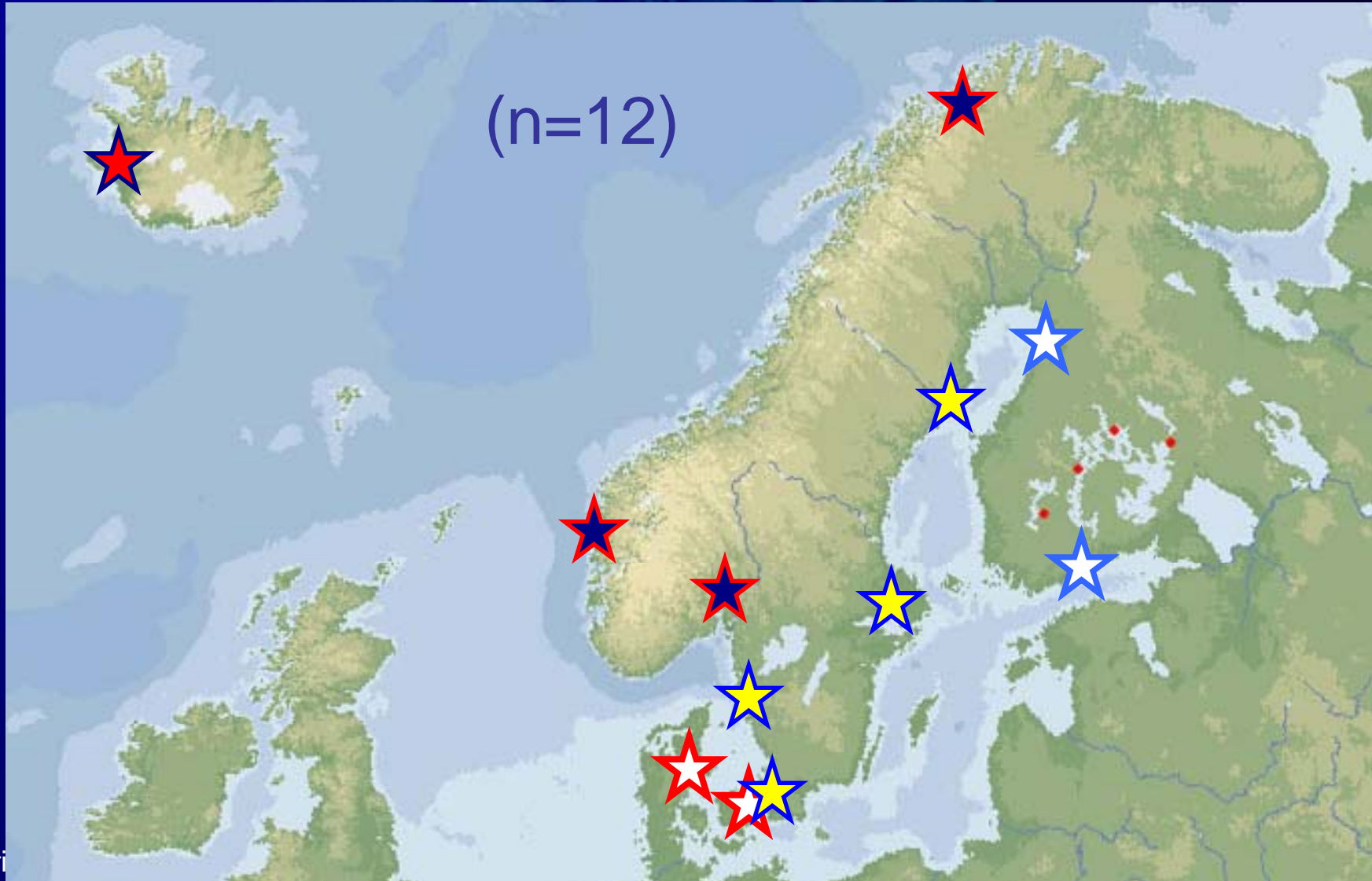
ICRPS Charleston

(Public) undergraduate teaching institutions in Canada (n=10)





Public undergraduate teaching institutions in the 5 Nordic countries



Int J Prosthodont
2002; 15: 145-53.

Oral Prosthetics from a Nordic Perspective

Asbjørn Jokstad, DDS, Dr Odont/PhD³

Purpose: The purpose of this study was to describe oral prosthetics in a context intended for other, primarily Nordic, health professionals and health authorities. **Materials and Methods:** An article describing oral prosthetics for the general public was formulated on the basis of recent data and publications in prosthodontics from Scandinavian authors. A draft was presented to the educational committee of the Scandinavian Society for Prosthetic Dentistry for verification and consensus. Following modifications and amendments by representatives from the 11 dental schools in the Nordic countries, the educational committee has approved the present article. **Results:** The report consists of four sections describing oral prosthetics, prosthetic therapy, undergraduate teaching in oral prosthetics, and advanced oral prosthetics, from a Nordic perspective. The report appraises the various factors in context with demographic, cultural, and professional circumstances and suggests strategies for improvement of present conditions. **Conclusion:** The relationship between the undergraduate curriculum in oral prosthetics and the public need for advanced oral prosthetics must continuously be monitored so that patients can obtain optimal care from the profession. *Int J Prosthodont 2002;15:145-153.*



Implant Dentistry - teaching

■ Lectures ■ Hands-on



R

R



Postgraduate teaching situation



April, 2007

ICRPS Charleston



Dental Demographics*

	Canada	Denmark	Finland	Iceland	Norway	Sweden
Population (Mill.)	33.1	5.5	5.2	0.3	4.6	9.0
Area (x1000 km ²)	9984	43 +2166	338	103	323+61	450
>65 yrs.	13	15	16	12	15	18
Median age	39	40	41	34	38	41
Age expectancy	80	78	78	80	80	80
Growth Rate (%)	.88	.33	.14	.87	.38	.16
GDP/capita x1000	\$35	\$37	\$33	\$38	\$48	\$32
Dentists: total	18340	4900	4590	272	4300	7500
Patients/dentist	1805	1100	1132	1068	1070	1250
Graduates/yr	520	125	50	6	140	150
Dentists/new graduates	35	30	92	45	31	50
Specialities	OMSurg Perio Pros	OMSurg --	OMSurg Clin.Dent .	OMSurg Perio Pros	OMSurg Perio Pros	OMSurg Perio Pros

*Source: FDI World Dental Federation: http://www.fdiworldental.org/resources/3_0facts.html



Dental Demographics – Dentists to Specialists Ratios

	<u>Canada</u>	<u>Denmark</u>	<u>Finland</u>	<u>Iceland</u>	<u>Norway</u>	<u>Sweden</u>
Dentists	18340	4900	4587	272	4300	7500
Oral Maxillofacial Surgeons (OMS)	339	60	84	3	44 (18)	250
Dentist : OMS	54	82	55	91	99	30
Periodontists	296	0	(268)	8	90	200
Dentist : Periodontists	62	--		34	48	38
Prosthodontists	171	0		6	55	200
Dentist:Prosthodontists	107	--		45	78	38
Denturists	2225	460	346	5	0	0
Dentist : Denturists	8	11	13	54	--	--

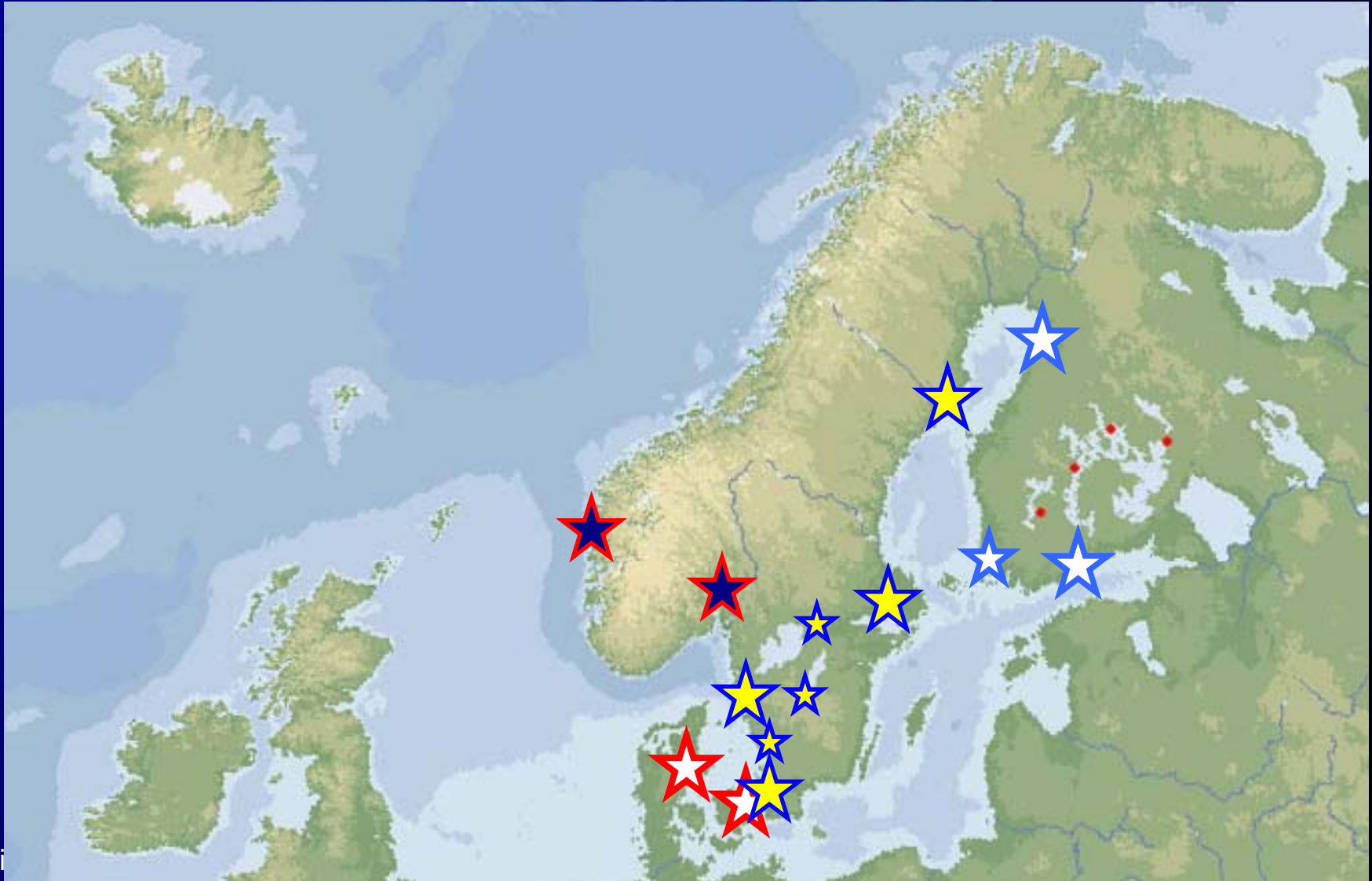
(Public) postgraduate teaching institutions in Canada



April, 2011 *Source: CDA <http://www.cda-adc.ca/en/cda/cdac>



Public postgraduate teaching institutions in the 5 Nordic countries





CONTINUING DENTAL EDUCATION PROVIDERS

1. University - affiliated
2. Manufacturers
3. Manufacturers & distributors
4. Interest associations
5. Private enterprises





CE programs: quality ?

The providers

Academy of General Dentistry: PACE

American Dental Association: CERP



Program Approval for Continuing Education (PACE).....2

Introduction

Purposes and Goals of the Program

Eligibility

Guidelines for Joint Program Provider Approval

PACE Standards/Criteria

Standards/Criteria for Approval.....3

- I. Administration
- II. Fiscal Responsibility
- III. Goals
- IV. Needs Assessment
- V. Objectives
- VI. Admissions
- VII. Educational Methods
- VIII. Facilities
- IX. Patient Protection
- X. Instructors
- XI. Publicity
- XII. Evaluation
- XIII. Course Records
- XIV. Commercial or Promotional Conflict of Interest

Application/Evaluation Procedures.....13

Applications

Fees

Approvals

Confidentiality

PACE Committee Program Provider Monitoring Program ..14

Role of the Constituent CE Chair

Role of the Monitor

Role of the Program Provider

Regulations Governing Approval14

Process

Program Administration

Appeals

AMERICAN DENTAL ASSOCIATION CONTINUING EDUCATION RECOGNITION PROGRAM ADA CERP APPLICATION FOR RECOGNITION

Application Review Cycle: Fall 2007

ADACERP® General Information and Instructions
CONTINUING EDUCATION RECOGNITION PROGRAM Provider Information

- List of Activities
 - Report to Respond to Recommendations
 - General Program Information
-

GENERAL INFORMATION AND INSTRUCTIONS

ADA CERP RECOGNITION

Recognizing the need to offer its members and the dental community a way to select continuing education (CE) with confidence, and to promote the continuous improvement of CE, the American Dental Association Continuing Education Recognition Program (ADA CERP) was established in 1993. Through an application and review process, the ADA CERP evaluates and recognizes institutions and organizations that provide continuing education (CE).

To apply for recognition, the CE provider must complete the ADA CERP Application for Recognition form.



CE programs: quality appraisal



ADMINISTRATION	9	1
ADMISSIONS	12	6
COMMERCIAL OR PROMOTIONAL CONFLICT OF INTEREST	5	14
EDUCATIONAL METHODS	6	7
EVALUATION	4	12
FACILITIES	8	8
FISCAL RESPONSIBILITY	10	2
INSTRUCTORS	7	10
MISSION/GOALS	1	3
NEEDS ASSESSMENT	2	4
OBJECTIVES	3	5
PATIENT PROTECTION	13	9
PUBLICITY	11	11
RECORD KEEPING	14	13

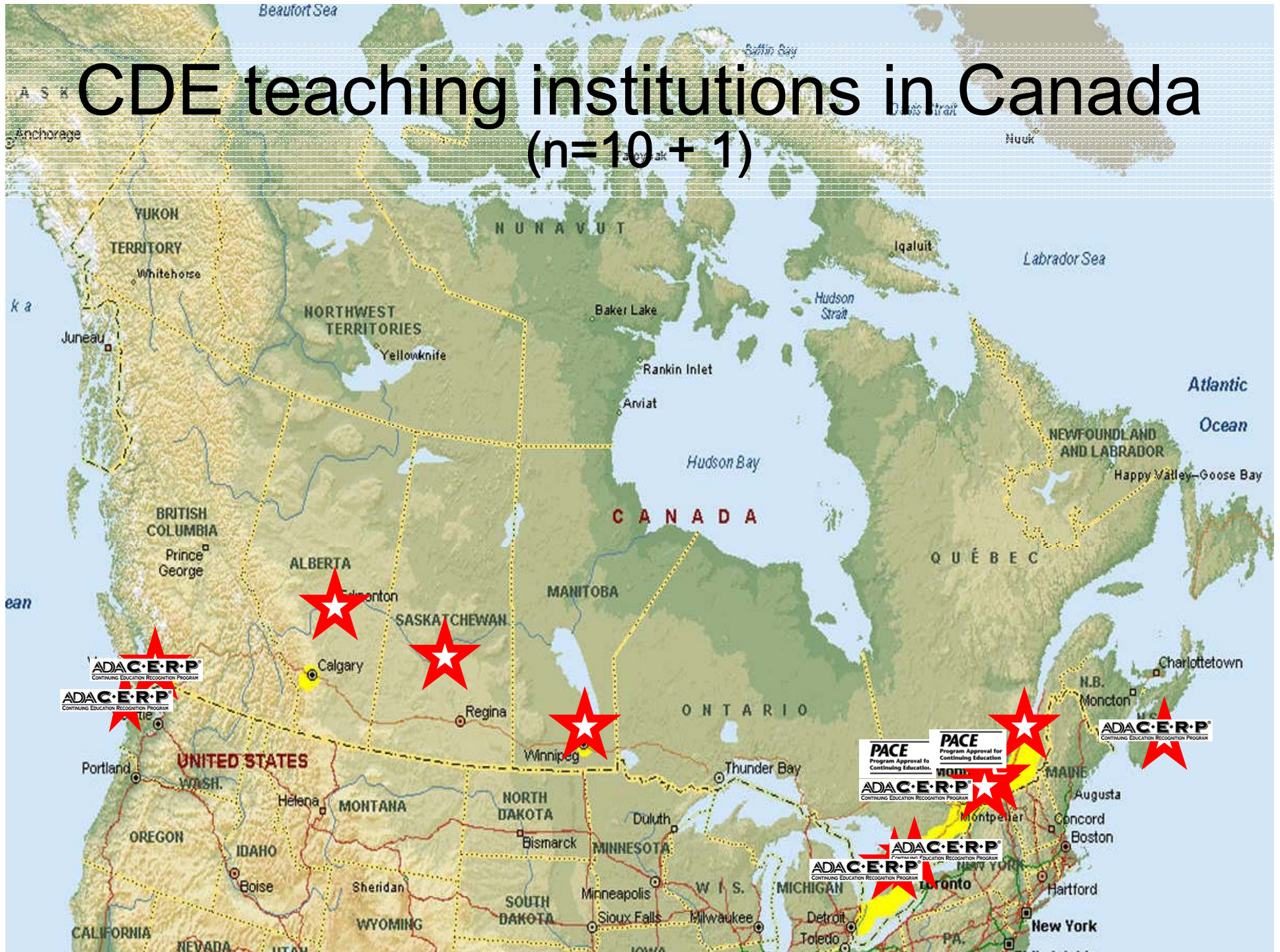


CONTINUING DENTAL EDUCATION PROVIDERS

1. University - affiliated
2. Manufacturers
3. Manufacturers & distributors
4. Interest associations
5. Private enterprises



CDE teaching institutions in Canada (n=10 + 1)





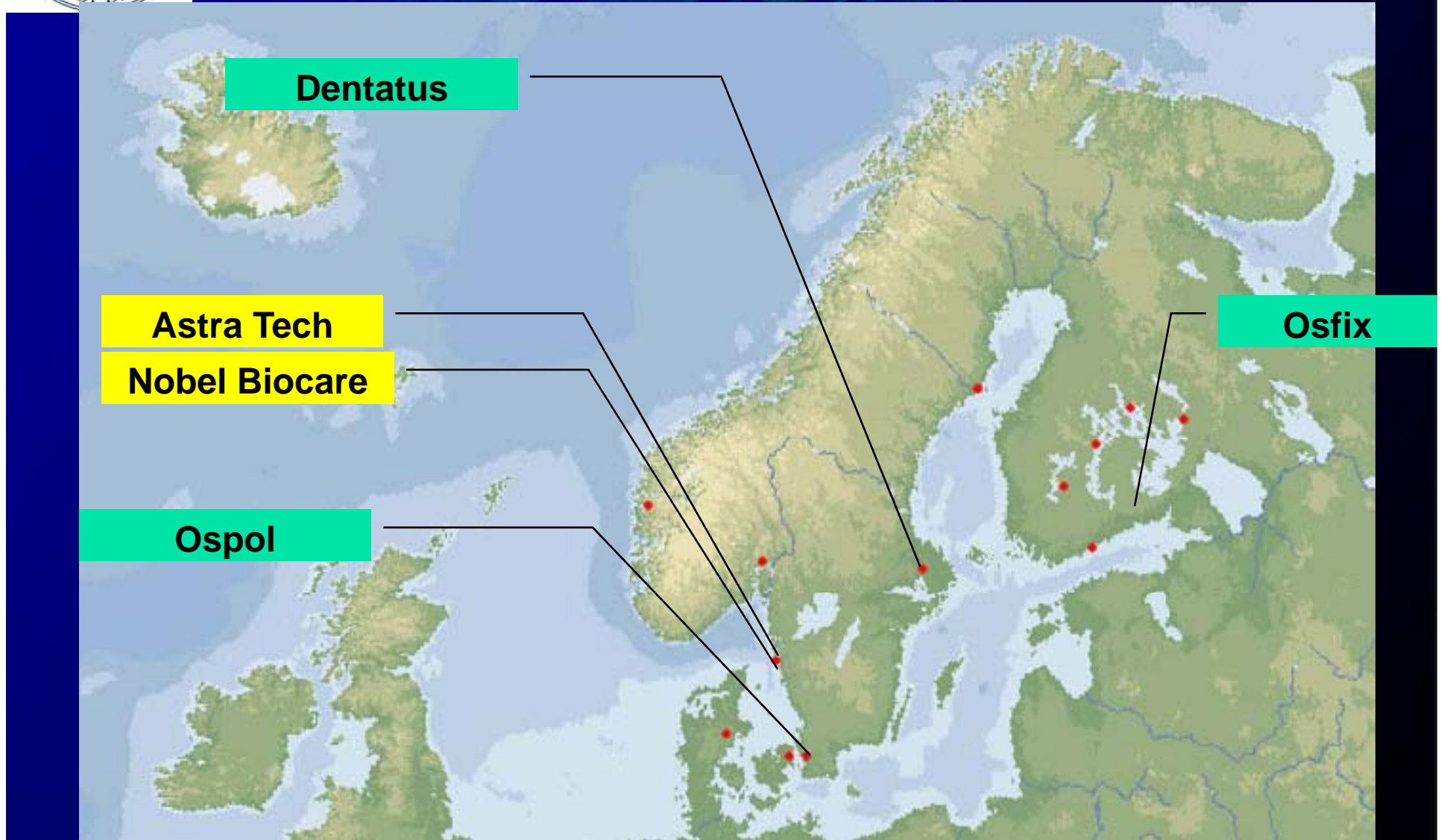
CONTINUING DENTAL EDUCATION PROVIDERS

1. University - affiliated
2. Manufacturers
3. Manufacturers & distributors
4. Interest associations
5. Private enterprises





Manufacturers production facilities





Tenax Implants



Simpler Implants (Pan Global Impl Corp.)

Innova



Nobel Biocare

Straumann



Biomet 3i



?BioHex Corp.



CONTINUING DENTAL EDUCATION PROVIDERS

1. University - affiliated
2. Manufacturers
3. Manufacturers & distributors
4. Interest associations
5. Private enterprises





Approved implant system & manufacturer?



per 4.2007:
133 manufacturers
375 systems

<i>USA:</i>	28
<i>Germany:</i>	25
<i>Italy:</i>	14
<i>Korea:</i>	8
<i>Spain:</i>	8
<i>Brazil:</i>	5
<i>Switzerland :</i>	5
<i>Canada:</i>	4
<i>France:</i>	4
<i>Sweden:</i>	4
<i>Israel:</i>	3
<i>United Kingdom:</i>	3
<i>Other countries:</i>	9



Approved implants - Canada



per 4.2007:
133 manufacturers
375 systems

<i>USA:</i>	28
<i>Germany:</i>	25
<i>Italy:</i>	14
<i>Korea:</i>	8
<i>Spain:</i>	8
<i>Brazil:</i>	5
<i>Switzerland :</i>	5
<i>Canada:</i>	4
<i>France:</i>	4
<i>Sweden:</i>	4
<i>Israel:</i>	3
<i>United Kingdom:</i>	3
<i>Other countries:</i>	9

Health Canada - Drugs & Health Products

Home > Drugs & Health Products > Medical Devices > Licences

Medical Devices Active Licences Search

Company Name Company ID
 Licence Name Licence Number
 Device Name Device Identifier

- Overview
- What's New (2007-03-22)
- Active Licence Search
- Archived Licence Search
- Print
- Medical Devices Home
- Advisories & Warnings
- Contact Us



Approved implants – Nordic countries



= approved for sale
in Europe



**Finnish Implant
Register 1994 – 2004**

Table 2c. Implan

Year	Total
Straumann	40211
Astra Implant	18304
Brånemark	9743
3i Implant System	4453
Osteofix	4428
Brånemark Ti Unite	3511
Frialit II	2997
Osfix	2191
Impla-Med	2150
Replace Select	2002
IMZ	1953
Hi Tec	1887
Xive	1765



CONTINUING DENTAL EDUCATION PROVIDERS

1. University - affiliated
2. Manufacturers
3. Manufacturers & distributors
4. Interest associations
5. Private enterprises





Interest associations

Canada

Canadian Society of Oral Implantology -

Canadian Academy of Restorative Dentistry
and Prosthodontics +



Denmark

Danish Society of Oral Implantology +

Norway

Norwegian Dental Association ++

Norwegian Society of Oral Implantology -

Sweden

Swedish Dental Association +

Swedish Society of Oral Implantology -



CONTINUING DENTAL EDUCATION PROVIDERS

1. University - affiliated
2. Manufacturers
3. Manufacturers & distributors
4. Interest associations
5. Private enterprises





CONTINUING DENTAL EDUCATION PROVIDERS

1. University - affiliated
2. Manufacturers
3. Manufacturers & distributors
4. Interest associations
5. Private enterprises





In Canada:

69 CERP and/or
PACE Providers

16 providers give
course on implant
dentistry

4 manufacturers

11 private

1 has both CERP
and PACE

Dental implant training course by the Implant Resource Centre - Microsoft Internet Explorer provided by Faculty of Dentistry

Address: <http://www.implantresourcecenter.com/index.htm>

Implant Resource Center

Home About Us Programs Testimonials Enrollment Contact Us

INCORPORATE IMPLANTS INTO YOUR PRACTICE

Simpler Implants - Simpler ONE STOP System

- ADA CERP & AGD Recognized Provider
- Participatory Hands on Live Patients
- In the Privacy of Your Office
- Clinically Experienced Personal Trainer
- 15 Volume Home Study Workbooks
- Learn at your own Pace

ADACERP
Continuing Education Recognition Program

Academy of General Dentistry
PACE
Program Approval for Continuing Education

Implant Resource Center

Contact us at Implant Resource Center
info@implantresourcecenter.com
1.800.565.3559

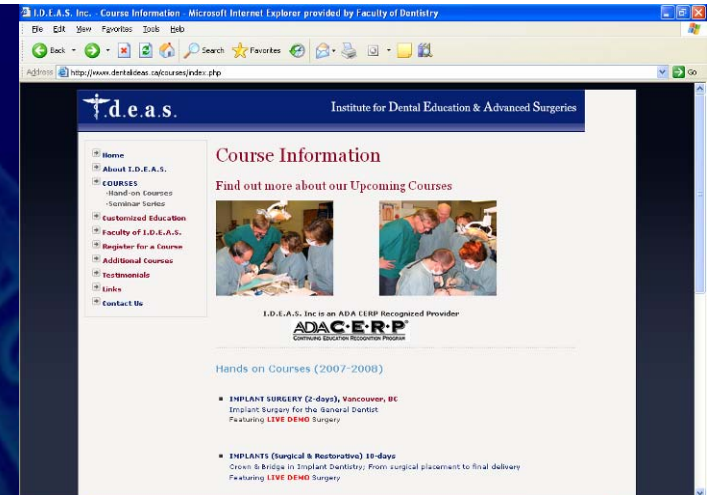
Implant Resource Center, Vancouver



1. Canadian Implant Institute, Quebec
2. I.D.E.A.S. Institute for Dental Education & Advanced Surgeries Inc, Richmond
3. Kennedy Professional Educational Seminars, Winnipeg

April, 2007

ICRPS Charleston

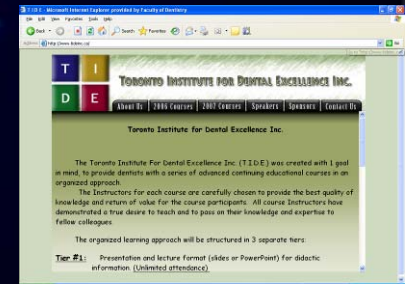




1. Arlin Seminars, Toronto
2. Implant Smile Center, Vancouver
3. Seminar Marketing Services Toronto
4. (Toronto Implant Institute Study Club Toronto (ICOI))
5. Toronto Implant Study Club, Toronto
6. Toronto Institute for Dental Excellence, Toronto
7. Veisman Institute of Periodontics, Toronto

April, 2007

ICRPS Charleston





A curriculum for implant dentistry ?

April, 2007

ICRPS Charleston



A curriculum for implant dentistry ?

1. The differences between the countries approach to dental education and care suggests that it is questionable if one model will fit all.
2. If to proceed, apply the Ronald M Harden three-circle model for competency assessment.





Health personnel education: three-circle model

1. What the dentist
is able to do
(*"technical intelligencies"*)

1. "Practical skills":

- **Clinical information gathering**
- **Treatment planning**
- **Treatment procedures**

*RM Harden, 1999



Health personnel education: three-circle model

2. How the
dentist approaches
their practice

1. What the
dentist is able to do
(*"technical
intelligencies"*)

(*"intellectual, emotional,
analytical & creative
intelligencies"*)

2. "What they bring to the
treatment of each patient"

- Application of basic clinical sciences
- Clinical reasoning and judgment
- Communication
- Health promotion
- Attitudes, ethical stance and legal responsibilities
- Information handling



Health personnel education: three-circle model

3. The dentist as

2. How the
dentist approaches

1. What the
dentist is able
to do
"technical
intelligencies"

their practice
"intellectual, emotional,
analytical & creative
intelligencies"

a professional
"personal intelligencies"

Clinical
information
gathering

Application of
basic clinical
sciences

Treatment
planning

Clinical
reasoning
and judgment

Treatment
procedures

Health
promotion

Personal
development

Information
handling

The role of
the dentist
within the
health service

Attitudes,
ethical stance
and legal
responsibilities

Communication



*Thank you for your
kind attention*



April, 2007

ICRPS Charleston